



Student Registration Instructions in MyRecords

Table of Contents:

- Creating a Semester Registration Plan – [click here](#)
- Adding Courses from a Semester Registration Plan – [click here](#)
- Adding Courses from the Search – [click here](#)
- Adding Courses from CRN – [click here](#)
- Adjusting Your Schedule (adding, dropping, switching sections) – [click here](#)
- Waitlists – [click here](#)

Quick Links:

- [MyRecords](#) – registration and student information portal
- [MyCUI](#) – Registration forms are located under MyRegistrar – Registrar Student Forms
- [Academic Calendars](#) – Deadlines and important dates
- [Degree Works](#) – Student degree audit and Grad Plans

Before registration opens, be sure to view your Student Profile in [MyRecords](#) to make sure you are eligible to register.

- Log into [MyRecords](#)
- Click “Student”
- Click “Student Profile”
- Review your registration notices and holds on the right side of the page

Creating a Semester Registration Plan:

**** Note: creating and editing a semester registration plan in MyRecords is not the same as registering. Adding a course to your semester registration plan does not guarantee you have a spot in the course. Making a semester registration plan in MyRecords will not update your Grad Plan in Degree Works. Consult your advisor before registering. ****

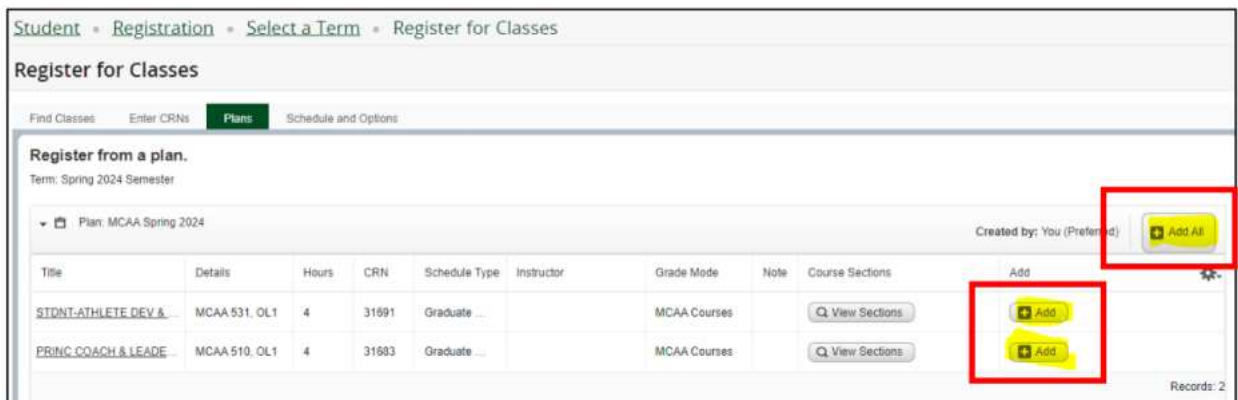
Creating a Semester Registration Plan is not required but is highly recommended as it makes registration go much faster. Do this before registration opens or before meeting with your academic advisor.

- Log into [MyRecords](#)
- Click “Student”
- Click on the tile that says “Registration & Planning”
- Click “Plan Ahead”
- Select the semester for which you want to create a semester registration plan from the dropdown menu
- Click “Create a New Plan”
- If your advisor has created a Grad Plan for you in [Degree Works](#), this will be pre-loaded for you. You can view this in the “Degree Works Plans” tab
 - Click the “Degree Works Plans” tab
 - Click “View Sections” and add the section you want to your semester registration plan
 - Click “Save Plan” and name the semester registration plan
 - You can add notes and create up to 5 semester registration plans each semester
- You can use the “Find Classes” tab to search for courses to add to your semester registration plan
 - Click the “Find Classes” tab
 - Click “View Sections” and add the section you want to your semester registration plan
 - You can add notes and create up to 5 semester registration plans each semester

To Add Courses From a Semester Registration Plan:

After you have created a semester registration plan and registration has opened, follow these steps

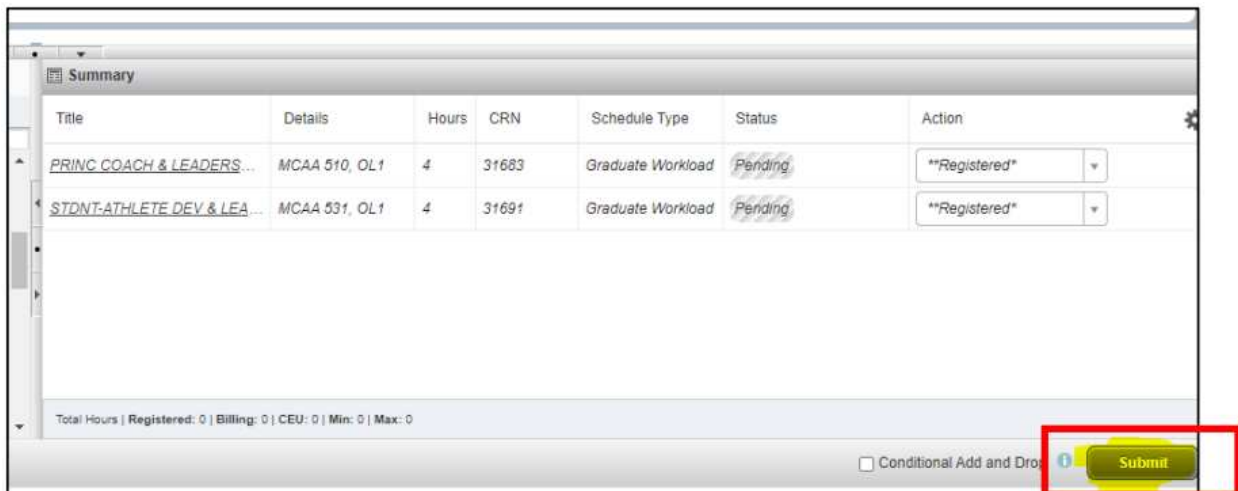
- Log into [MyRecords](#)
- Click “Student”
- Click on the tab that says “Registration & Planning”
- Click “Register for Classes”
- Select the semester for which you want to register from the dropdown menu
- If you created a semester registration plan or have a Grad Plan in Degree Works, click on the “Plans” tab to register from your plan.
- Click on the “Add” button next to the CRN you want to register for, or click “Add All”



The screenshot shows the 'Register for Classes' page. At the top, there are navigation tabs: 'Find Classes', 'Enter CRNs', 'Plans' (selected), and 'Schedule and Options'. Below this, the page is titled 'Register from a plan.' and shows 'Term: Spring 2024 Semester'. A dropdown menu shows 'Plan: MCAA Spring 2024'. On the right, there is a 'Created by: You (Preferred)' label and an 'Add All' button. The main table lists courses with columns for Title, Details, Hours, CRN, Schedule Type, Instructor, Grade Mode, Note, Course Sections, and Add. Two 'Add' buttons are highlighted with red boxes. The table contains two rows of course information.

Title	Details	Hours	CRN	Schedule Type	Instructor	Grade Mode	Note	Course Sections	Add
STDNT-ATHLETE DEV & LEA...	MCAA 531, OL1	4	31691	Graduate ...		MCAA Courses		<input type="button" value="View Sections"/>	<input type="button" value="Add"/>
PRINC COACH & LEADE...	MCAA 510, OL1	4	31683	Graduate ...		MCAA Courses		<input type="button" value="View Sections"/>	<input type="button" value="Add"/>

- Review your schedule in the summary box on the bottom right. When satisfied, click “Submit”



The screenshot shows the 'Summary' box. It contains a table with columns for Title, Details, Hours, CRN, Schedule Type, Status, and Action. Two courses are listed with a status of 'Pending'. At the bottom right, there is a 'Submit' button highlighted with a red box. The bottom of the page shows a summary of hours: 'Total Hours | Registered: 0 | Billing: 0 | CEU: 0 | Min: 0 | Max: 0'.

Title	Details	Hours	CRN	Schedule Type	Status	Action
PRINC COACH & LEADERS...	MCAA 510, OL1	4	31683	Graduate Workload	Pending	**Registered*
STDNT-ATHLETE DEV & LEA...	MCAA 531, OL1	4	31691	Graduate Workload	Pending	**Registered*

- If there is an error with your schedule, you will be notified by messages in red

Save Successful

MCAA 510 CRN 31683: Repeat count exceeds 0

Created by: You (Preferred) Add All

Grade Mode	Note	Course Sections	Add
MCAA Courses		View Sections	Add
MCAA Courses		View Sections	Add

Records: 2
Created by: Alvarez, Emma H

Title	Details	Hours	CRN	Schedule Type	Status	Action
PRINC COACH & LEADERS...	MCAA 510, OL1	4	31683	Graduate Workload	Errors Preventing Regis...	Remove
STUNT ATHLETE DEV & LE...	MCAA 531, OL1	4	31691	Graduate Workload	Registered	None

- As needed, you can make adjustments to your schedule by using the dropdown menu under the “Action” column

CRN	Schedule Type	Status	Action
31683	Graduate Workload	Errors Preventing Regis...	Remove
31691	Graduate Workload	Registered	None

- Click “Submit” to save your registration

To Add Courses Using the Search Function:

- Log into [MyRecords](#)
- Click “Student”
- Click on the tab that says “Registration & Planning”
- Click “Register for Classes”
- Select the semester for which you want to register from the dropdown menu
- On the “Find Classes” tab, you can use the search fields to find the courses you want

Register for Classes

Find Classes | Enter CRNs | Plans | Schedule and Options

Enter Your Search Criteria ⓘ

Term: Spring 2024 Semester

Subject:

Course Number:

Keyword:

[▶ Advanced Search](#)

- After entering your search criteria, click “Search” to display all courses that meet that criteria
- Click the “Add” button next to the course you want to add

Register for Classes

Find Classes | Enter CRNs | Plans | Schedule and Options

Search Results — 3 Classes
Term: Spring 2024 Semester Subject: Coaching & Athl Admin (MA) Course Number: 530

Title	Subject Des	Course	Section	Hours	CRN	Term	Instructor	Meeting Times	Campus	Status	Attribute	Linked Sections	Add
ETHICS AND SEQ... Graduate Workload	Coachi...	530	OL1	4	31...	Sp...		S M T W T F S - Type: Lectur	Co...	15 of 15 s...			<input type="button" value="Add"/>
ETHICS AND SEQ... Graduate Workload	Coachi...	530	OL2	4	31...	Sp...		S M T W T F S - Type: Lectur	Co...	15 of 15 s...			<input type="button" value="Add"/>
ETHICS AND SEQ... Graduate Workload	Coachi...	530	OL3	4	31...	Sp...		S M T W T F S - Type: Lectur	Co...	FULL			<input type="button" value="Add"/>

Page 1 of 1 | 10 Per Page | Records: 3

- Click the green “Search Again” button at the top to find another course

Register for Classes

Find Classes | Enter CRNs | Plans | Schedule and Options

Search Results — 3 Classes
 Term: Spring 2024 Semester | Subject: Coaching & Athl Admin (MA) | Course Number: 530

Title	Subject Des	Course	Section	Hours	CRN	Term	Instructor	Meeting Times	Campu	Status	Attribute	Linked Sections	Add
ETHICS AND SPO Graduate Workload	Coachi...	530	OL1	4	31...	Sp...		S M T W T F S - Type: Lectur	Co...	15 of 15 s...			Add
ETHICS AND SPO Graduate Workload	Coachi...	530	OL2	4	31...	Sp...		S M T W T F S - Type: Lectur	Co...	15 of 15 s...			Add
ETHICS AND SPO Graduate Workload	Coachi...	530	OL3	4	31...	Sp...		S M T W T F S - Type: Lectur	Co...	FULL			Add

Page 1 of 1 | 10 Per Page | Records: 3

- Review your schedule in the summary box on the bottom right. When satisfied, click “Submit”

Summary

Title	Details	Hours	CRN	Schedule Type	Status	Action
PRINC COACH & LEADERS...	MCAA 510, OL1	4	31683	Graduate Workload	Pending	**Registered*
STDN:ATHLETE DEV & LEA...	MCAA 531, OL1	4	31691	Graduate Workload	Pending	**Registered*

Total Hours | Registered: 0 | Billing: 0 | CEU: 0 | Min: 0 | Max: 0

Conditional Add and Drop | **Submit**

To Add Courses by CRN:

- Log into [MyRecords](#)
- Click “Student”
- Click on the tab that says “Registration & Planning”
- Click “Register for Classes”
- Select the semester for which you want to register from the dropdown menu

Register for Classes

Find Classes **Enter CRNs** Plans Schedule and Opti

Enter Course Reference Numbers (CRNs) to R

Term: Spring 2024 Semester

CRN ETHICS AND SPORT MCAA 530, ...

CRN PSYCHOLOGY OF COACHING M...

CRN STDNT-ATHLETE DEV & LEADER...

CRN

[+ Add Another CRN](#) **Add to Summary**

- Review your schedule in the summary box on the bottom right. When satisfied, click “Submit”

Summary

Title	Details	Hours	CRN	Schedule Type	Status	Action
PRINC COACH & LEADERS...	MCAA 510, OL1	4	31683	Graduate Workload	Pending	**Registered*
STDNT-ATHLETE DEV & LEA...	MCAA 531, OL1	4	31691	Graduate Workload	Pending	**Registered*

Total Hours | Registered: 0 | Billing: 0 | CEU: 0 | Min: 0 | Max: 0

Conditional Add and Dro **Submit**

To Adjust Your Schedule (add/drop courses or switch between different sections):

- Log into [MyRecords](#)
- Click “Student”
- Click on the tab that says “Registration & Planning”
- Click “Register for Classes”
- Select the semester for which you want to register from the dropdown menu
- In the “Summary” section of the page on the bottom, right, use the dropdown menu under the “Action” column to drop courses
 - Note: you cannot drop your last class online. Contact your advisor for assistance

Summary						
Title	Details	Hours	CRN	Schedule Type	Status	Action
SPORT MEDICINE & PERFO...	MCAA 570, OL1	4	31701	Graduate Workload	Registered	None
STDNT-ATHLETE DEV & LEA...	MCAA 531, OL1	4	31691	Graduate Workload	Registered	None

- Use the “Conditional Add and Drop” checkbox to drop a course from your schedule if you are able to add the new course without an error
 1. Add the section to your summary that you want to add

Summary						
Title	Details	Hours	CRN	Schedule Type	Status	Action
ETHICS AND SPORT	MCAA 530, OL2	4	31689	Graduate Workload	Pending	**Registered*

2. Select ****Web Drop**** from the dropdown menu for the course you want to drop

Summary						
Title	Details	Hours	CRN	Schedule Type	Status	Action
ETHICS AND SPORT	MCAA 530, OL2	4	31689	Graduate Workload	Pending	**Registered*
SPORT MEDICINE & PERFO...	MCAA 570, OL1	4	31701	Graduate Workload	Registered	**Web Drop**

3. Check the “Conditional Add and Drop” checkbox then “Submit”

Title	Details	Hours	CRN	Schedule Type	Status	Action
<i>ETHICS AND SPORT</i>	MCAA 530, OL2	4	31689	Graduate Workload	Pending	**Registered*
<i>SPORT MEDICINE & PERFO...</i>	MCAA 570, OL1	4	31701	Graduate Workload	Registered	**Web Drop**
<i>STDNT-ATHLETE DEV & LEA...</i>	MCAA 531, OL1	4	31691	Graduate Workload	Registered	None

Total Hours | Registered: 5 | Billing: 5 | CEU: 0 | Min: 0 | Max: 5


Conditional Add and Drop

4. Carefully review the Summary at the bottom, right of the page to make sure your schedule is as you want

Waitlists:

If you are on a waitlist, be sure to check your Eagles email account daily as this is how you will be notified if a seat has become available.

Not all courses have waitlists. If you attempt to add a full course that does not have a waitlist, you will receive a “Close Section” error message at the top of the page that looks like this:



- If you receive this error, you should attempt to find another course with seats remaining or contact your advisor for assistance
- Be sure to click “Submit” to save your schedule in the meantime

If you attempt to add a full course that has a waitlist, you will receive an error message that looks similar to this:



- If you **do not** want to be on the waitlist, click “Submit” to remove the course from your schedule
- If you **do** want to be added to the waitlist, use the dropdown menu in the “Action” column to select the Waitlist option

	Status	Action
CO...	Errors Preventi...	Remove
HRIS...	Registered	Remove
BIOL...	Registered	**Registered*
ARCH...	Registered	**WAITLIST-NOT ENROLLED**
RE...	Registered	

- Click “Submit” to save your schedule
- Carefully review the Summary at the bottom, right of the page to make sure your schedule is as you want